

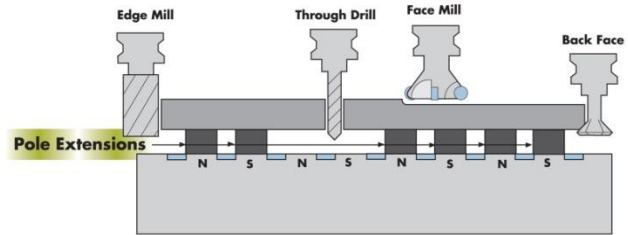


Magnetic Top Tooling


POLE EXTENSIONS

Simple, mild steel blocks called “pole extensions” bolted to the chuck face can be used to lift the part up providing clearance for through drilling, edge milling and back milling.



These “pole extensions” can also be configured to facilitate part location, magnetic side grip for holding small parts and clearance for through machining.




Applies to all styles of Electro-Permanent Chucks





Note: Chips away from the cutting zone



One size magnet can accommodate various sizes



Transferring magnetism to side of part




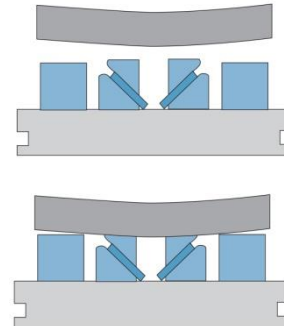
Note: Carbide Inserts for wear resistance

SELF SHIMMING SUPPORT

Self-shimming pole extensions are the ultimate solution for holding rough or deformed parts.

These blocks conform to the shape of the part when the chuck is "off". Once the chuck is magnetized, the self-shimming pole extensions not only lock to the part, they also lock in position without deformation.

Warped plates can be machined flat and stepped parts can be machined without warping.



FRICTION COATING

Doubles the slide force resistance of Top Tooling

